



Match Report

Boltz, Boltz vs E M C, Emc

Boltz, Boltz Won

Date: Sun 28 Jul 2013

Location: India

Match Type: Twenty 20

Scorer: Goutham Chakravarthi LS

Toss: Boltz, Boltz won the toss and elected to bat

URL: <http://www.crichq.com/matches/57839>

Boltz, Boltz
Score **192-7**
Overs **20.0**
Aseem
Sachin
Aniket
Arun
Naveen
Raja
Sandeep
Vikas
Vinay
Abishek
Krinal

E M C, Emc
Score **133-10**
Overs **17.4**
Jeethu
Krishna
Ramesh
Suresh
Karthik
Deva
Srikanth
Fredrick
Chirag
Robin
Kushal

Scorecards

| 1st Innings Batting: Boltz, Boltz | | | | R | B | 4's | 6's | SR |
|------------------------------------------------------------------------------------------------------------------------------------------------------------------------------------------------|-------------------------------------------------------------------------------------------------|---------------------|--|-----|----|-----|-----|----------|
| Sachin | 1 . 1 4 . . 1 . . 4 1 . 2 . // | c Fredrick b Chirag | | 14 | 14 | 2 | 0 | 100.0 |
| Aseem | 1 2 1 . . . 1 4 . . 1 . . 4 4 1 1 . . . 4 1 1 . 1 . . . 1 1 1 1 4 2 2 4 1 1 1 2 1 1 4 1 1 // | run out (Robin) | | 56 | 45 | 7 | 0 | 124.44 |
| Sandeep | 1 1 1 4 2 1 4 1 . 2 1 2 1 2 . // | c Chirag b Deva | | 23 | 15 | 2 | 0 | 153.33 |
| Naveen | 1 1 1 1 1 // | run out (Suresh) | | 5 | 5 | 0 | 0 | 100.0 |
| Vikas | 1 4 6 1 1 4 1 1 4 1 4 1 1 4 4 . 1 2 2 1 2 1 2 . . // | b Suresh | | 49 | 25 | 6 | 1 | 196.0 |
| Arun | 4 1 . . 1 . // | b Robin | | 6 | 6 | 1 | 0 | 100.0 |
| Abishek | . 1 1 1 . 1 1 . // | run out (Suresh) | | 5 | 8 | 0 | 0 | 62.5 |
| Aniket | 2 2 | not out | | 4 | 2 | 0 | 0 | 200.0 |
| Extras | (w 26, lb 4) | | | 30 | | | | |
| Total | (7 wickets; 20.0 overs) | | | 192 | | | | 9.60 RPO |
| Did Not Bat:["Raja", "Vinay", "Krinal"] | | | | | | | | |
| Fall of Wicket: 38-1 (Sachin 4.3 ov), 85-2 (Sandeep 9.6 ov), 105-3 (Naveen 11.6 ov), 129-4 (Aseem 13.6 ov), 157-5 (Arun 16.2 ov), 186-6 (Vikas 19.3 ov), 192-7 (Abishek 19.6 ov) | | | | | | | | |


| Bowling: E M C, Emc | O | M | R | W | EC | AV | EX |
|---------------------|-----|---|----|---|-------|-------|-------|
| Robin | 4.0 | 0 | 43 | 1 | 10.75 | 43.00 | (w 7) |
| Ramesh | 3.0 | 0 | 25 | 0 | 8.33 | - | (w 3) |
| Chirag | 2.0 | 0 | 21 | 1 | 10.50 | 21.00 | (w 4) |
| Suresh | 4.0 | 0 | 38 | 1 | 9.50 | 38.00 | (w 3) |
| Srikanth | 3.0 | 0 | 30 | 0 | 10.00 | - | |
| Deva | 3.0 | 0 | 25 | 1 | 8.33 | 25.00 | |
| Jeethu | 1.0 | 0 | 6 | 0 | 6.00 | - | |

| 2nd Innings Batting: E M C, Emc | | | R | B | 4's | 6's | SR |
|-------------------------------------------------------------------------------------------------------------------------------------------------------------------------------------------------------------------------------------------------------------------------------|--------------------------------------------|--------------------|------------|----|-----|-----|-----------------|
| Krishna | 1 . 1 . . 4 4 . . . 1 1 1 2 . . 1 2 4 . // | run out (Abishek) | 22 | 20 | 3 | 0 | 110.0 |
| Fredrick | . 1 1 . . . 2 . 1 2 1 . // | c Raja b Aniket | 8 | 13 | 0 | 0 | 61.54 |
| Jeethu | . 1 . . 1 . . 1 . 1 1 . 2 1 . 2 1 1 4 . // | run out (Raja) | 20 | 21 | 1 | 0 | 95.24 |
| Chirag | . 2 . . . 1 2 1 1 . 1 1 . . // | c Aniket b Raja | 9 | 14 | 0 | 0 | 64.29 |
| Ramesh | . . // | lbw b Aseem | 0 | 2 | 0 | 0 | 0.0 |
| Karthik | . 1 1 1 2 1 1 . 1 1 // | run out (Raja) | 9 | 10 | 0 | 0 | 90.0 |
| Kushal | 1 . 1 4 . . . 2 2 1 4 1 2 1 4 . . . // | c Sandeep b Naveen | 23 | 18 | 3 | 0 | 127.78 |
| Robin | 1 1 . . // | c Aseem b Vikas | 2 | 4 | 0 | 0 | 50.0 |
| Deva | 1 . // | run out (Vinay) | 1 | 2 | 0 | 0 | 50.0 |
| Suresh | 1 4 . // | c Naveen b Vikas | 5 | 3 | 1 | 0 | 166.67 |
| Srikanth | | not out | 0 | 0 | 0 | 0 | - |
| Extras | (w 30, nb 1, b 2, lb 1) | | 34 | | | | |
| Total | (10 wickets; 17.4 overs) | | 133 | | | | 7.53 RPO |
| Fall of Wicket: 22-1 (Fredrick 4.2 ov), 40-2 (Krishna 5.3 ov), 77-3 (Chirag 10.4 ov), 83-4 (Jeethu 11.2 ov), 84-5 (Ramesh 11.3 ov), 125-6 (Karthik 15.5 ov), 125-7 (Kushal 16.1 ov), 128-8 (Deva 16.5 ov), 129-9 (Robin 17.2 ov), 133-10 (Suresh 17.4 ov) | | | | | | | |

| Bowling: Boltz, Boltz | O | M | R | W | EC | AV | EX |
|-----------------------|-----|---|----|---|-------|-------|--------------|
| Aniket | 3.0 | 0 | 17 | 1 | 5.67 | 17.00 | (w 1) |
| Vikas | 2.4 | 0 | 13 | 2 | 4.88 | 6.50 | |
| Abishek | 2.0 | 0 | 33 | 0 | 16.50 | - | (w 12, nb 1) |
| Raja | 4.0 | 0 | 23 | 1 | 5.75 | 23.00 | (w 2) |
| Aseem | 4.0 | 0 | 33 | 1 | 8.25 | 33.00 | (w 4) |
| Naveen | 2.0 | 0 | 11 | 1 | 5.50 | 11.00 | |


| Boltz, Boltz 192-7 | Team Report | E M C, Emc 133-10 |
|--------------------------------------------------------------------------|------------------------------------|-------------------------------------------------------------------------------|
| Aseem -56(45), Vikas -49(25), Sandeep -23(15) | Three highest scores | Kushal -23(18), Krishna -22(20), Jeethu -20(21) |
| Aseem , Sandeep -47(35), Sachin , Aseem -38(39), Vikas , Abishek -29(39) | Three highest partnerships | Karthik , Kushal -41(29), Jeethu , Chirag -37(40), Krishna , Fredrick -22(40) |
| 0 0.0% of total overs | Maidens faced | 0 0.0% of total overs |
| 17 14.17% of total balls | Wides faced | 19 17.76% of total balls |
| 0 0.0% of total balls | No Balls faced | 1 0.93% of total balls |
| 32 26.67% of total balls | Dot Balls faced | 47 43.93% of total balls |
| 54 28.13% of total runs | 1s scored | 39 29.32% of total runs |
| 15 15.63% of total runs | 2s scored | 12 18.05% of total runs |
| 0 0.0% of total runs | 3s scored | 0 0.0% of total runs |
| 18 37.5% of total runs | 4s scored | 9 27.07% of total runs |
| 0 0.0% of total runs | 5s scored | 0 0.0% of total runs |
| 1 3.13% of total runs | 6s scored | 0 0.0% of total runs |
| 25 (20) 13.02% of total runs | Runs scored off 1st ball of over | 19 (18) 14.29% of total runs |
| 20 (20) 10.42% of total runs | Runs scored off 2nd ball of over | 8 (18) 6.02% of total runs |
| 15 (20) 7.81% of total runs | Runs scored off 3rd ball of over | 19 (18) 14.29% of total runs |
| 21 (20) 10.94% of total runs | Runs scored off 4th ball of over | 16 (18) 12.03% of total runs |
| 37 (20) 19.27% of total runs | Runs scored off 5th ball of over | 14 (17) 10.53% of total runs |
| 29 (20) 15.1% of total runs | Runs scored off 6th ball of over | 12 (17) 9.02% of total runs |
| 4 (8) 2.08% of total runs | Runs scored off 7th ball of over | 5 (8) 3.76% of total runs |
| 3 (5) 1.56% of total runs | Runs scored off 8th ball of over | 0 (3) 0.0% of total runs |
| 4 (2) 2.08% of total runs | Runs scored off 9th ball of over | 0 (2) 0.0% of total runs |
| 4 (2) 2.08% of total runs | Runs scored off 10th ball of over | 5 (2) 3.76% of total runs |
| | Runs scored off 11th ball of over | 0 (2) 0.0% of total runs |
| | Runs scored off 12th ball of over | 0 (1) 0.0% of total runs |
| | Runs scored off 13th+ ball of over | 1 (2) 0.75% of total runs |

1st Innings - Boltz, Boltz



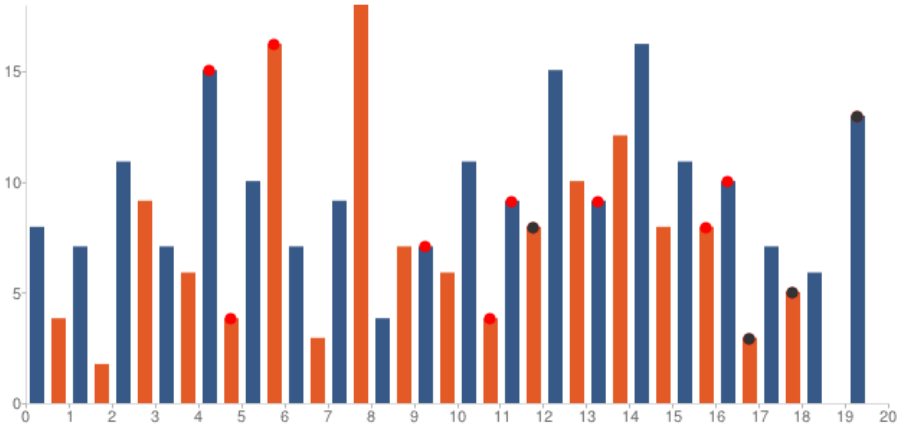
| Batting Stats | | Bowling Stats | |
|---------------|-----|---------------|------|
| Runs | 192 | Overs | 20.0 |
| Balls | 109 | Maiden | 0 |
| Dot Balls | 32 | Wickets | 7 |
| 1s | 54 | Wides | 17 |
| 2s | 15 | No Balls | 0 |
| 3s | 0 | Economy | 9.6 |
| 4s | 18 | | |
| 5s | 0 | | |
| 6s | 1 | | |

2nd Innings - E M C, Emc

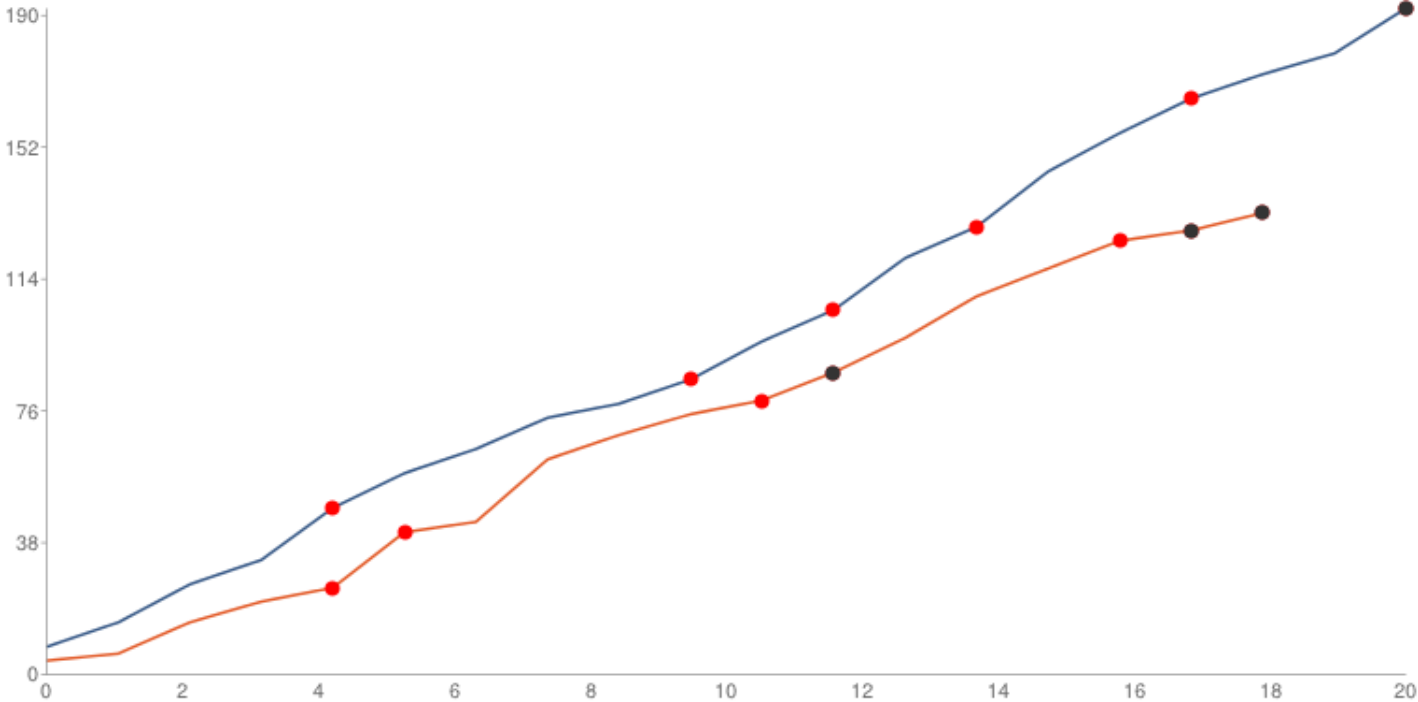


| Batting Stats | | Bowling Stats | |
|---------------|-----|---------------|-------|
| Runs | 133 | Overs | 17.4 |
| Balls | 93 | Maiden | 0 |
| Dot Balls | 47 | Wickets | 10 |
| 1s | 39 | Wides | 19 |
| 2s | 12 | No Balls | 1 |
| 3s | 0 | Economy | 7.528 |
| 4s | 9 | | |
| 5s | 0 | | |
| 6s | 0 | | |

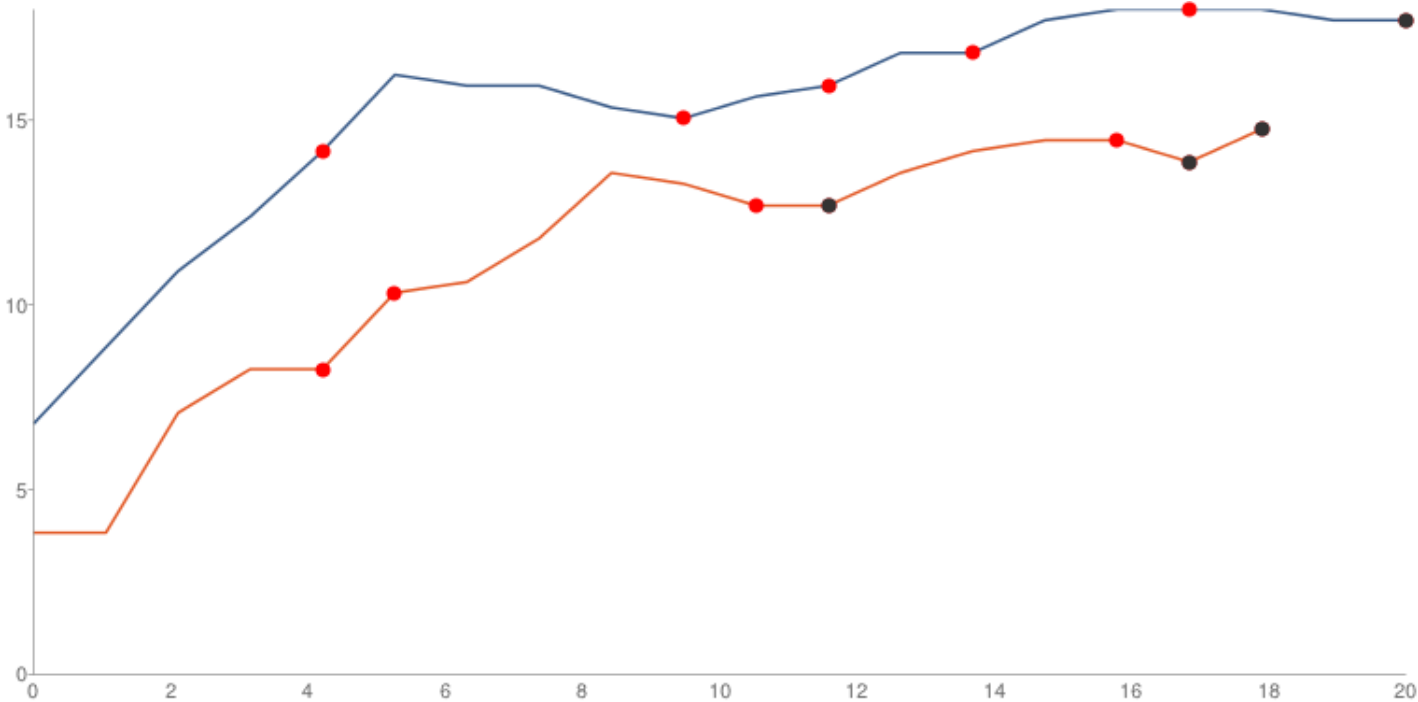
Manhattan



Run Worm



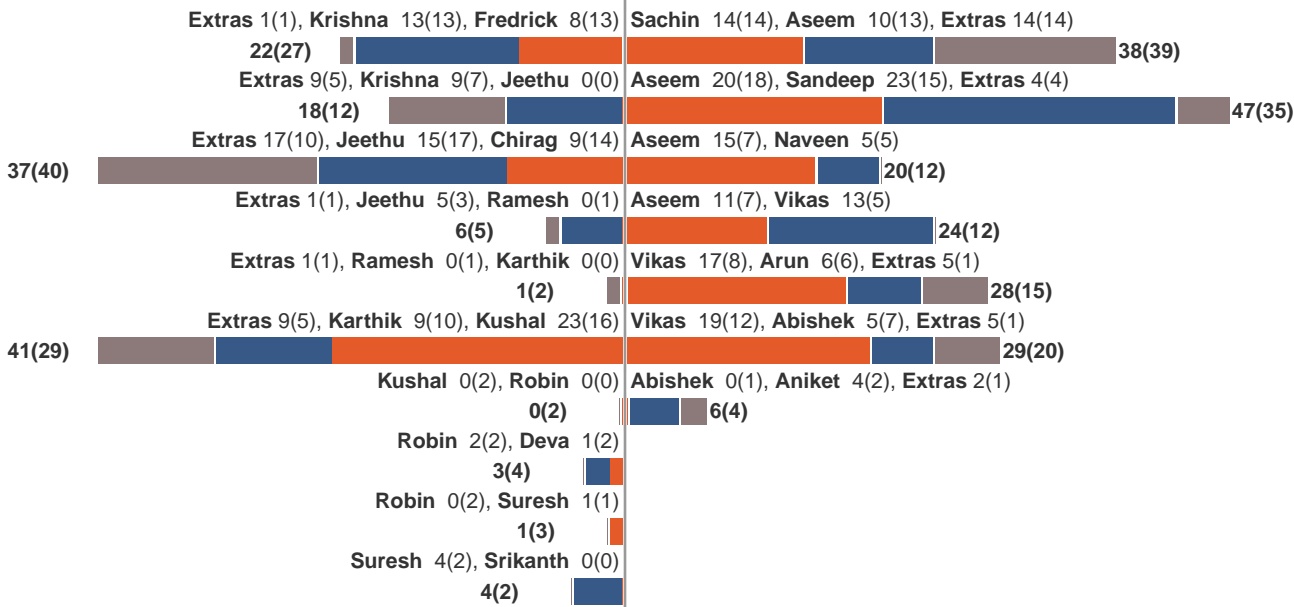
RPO




Match Partnerships

E M C, Emc

Boltz, Boltz




















Fujitsu Heat Pumps MVP Leaderboard



Vikas First Place
18.96 MVP Points



| Rank | Player | MVP Points | Team |
|------|---------------------------------------------------------------------------------------------|------------|--------------|
| 1 |  Vikas | 18.96 | Boltz, Boltz |
| 2 |  Raja | 15.43 | Boltz, Boltz |
| 3 |  Aseem | 13.7 | Boltz, Boltz |
| 4 |  Aniket | 10.04 | Boltz, Boltz |
| 5 |  Suresh | 9.93 | E M C, Emc |
| 6 |  Naveen | 8.21 | Boltz, Boltz |
| 7 |  Chirag | 6.53 | E M C, Emc |
| 8 |  Robin | 6.28 | E M C, Emc |
| 9 |  Sandeep | 5.5 | Boltz, Boltz |
| 10 |  Deva | 4.35 | E M C, Emc |
| 11 |  Kushal | 4.03 | E M C, Emc |
| 12 |  Vinay | 4.0 | Boltz, Boltz |
| 13 |  Krishna | 3.85 | E M C, Emc |
| 14 |  Sachin | 3.13 | Boltz, Boltz |
| 15 |  Abishek | 3.11 | Boltz, Boltz |

| Rank | Player | MVP Points | Team |
|------|--------------------------------------------------------------------------------------------|------------|--------------|
| 16 |  Jeethu | 2.9 | E M C, Emc |
| 17 |  Fredrick | 2.4 | E M C, Emc |
| 18 |  Arun | 1.91 | Boltz, Boltz |
| 19 |  Karthik | 1.58 | E M C, Emc |
| 20 |  Krinal | 1.0 | Boltz, Boltz |
| 21 |  Ramesh | -0.83 | E M C, Emc |
| 22 |  Srikanth | -1.0 | E M C, Emc |

1st Innings: 192-7 (20.0 Overs)

Bowling: E M C, Emc

| Power Play | Over | Runs | Balls | Wicket | RPO | Total | Bowler |
|------------|------|------|---------------------------------|--------|------|-------|----------|
| | 1 | 8 | 1 1 wd. . 1 2 wd. 1 0 | 0 | 3.43 | 8 | Robin |
| | 2 | 7 | . . wd. . wd. 1 4 . | 0 | 4.5 | 15 | Ramesh |
| | 3 | 11 | 4 wd. wd. wd. wd. lb. . 1 lb. . | 0 | 5.57 | 26 | Robin |
| | 4 | 7 | 1 wd. . 4 1 . . | 0 | 6.39 | 33 | Ramesh |
| | 5 | 15 | wd. . wd. wd. 2 W. wd. 1 4 4 | 1 | 7.2 | 48 | Chirag |
| | 6 | 10 | 1 1 1 1 4 2 | 1 | 8.29 | 58 | Suresh |
| | 7 | 7 | . lb. 1 . 4 1 | 1 | 8.13 | 65 | Chirag |
| | 8 | 9 | 1 4 1 wd. . 1 lb. | 1 | 8.07 | 74 | Suresh |
| | 9 | 4 | 2 1 . . . 1 | 1 | 7.8 | 78 | Srikanth |
| | 10 | 7 | 1 2 1 1 2 W. | 2 | 7.73 | 85 | Deva |
| | 11 | 11 | 1 1 1 4 2 2 | 2 | 8.0 | 96 | Srikanth |
| | 12 | 9 | 1 4 1 1 1 1 | 3 | 8.08 | 105 | Deva |
| | 13 | 15 | 1 1 2 1 4 6 | 3 | 8.57 | 120 | Srikanth |
| | 14 | 9 | 1 1 4 1 1 1 | 4 | 8.6 | 129 | Deva |
| | 15 | 16 | 4 wd. 1 4 1 1 . | 4 | 8.97 | 145 | Robin |
| | 16 | 11 | 4 1 . 1 4 1 | 4 | 9.18 | 156 | Ramesh |
| | 17 | 10 | 1 W. . 1 4 4 | 5 | 9.22 | 166 | Robin |
| | 18 | 7 | 1 . 1 1 2 2 | 5 | 9.11 | 173 | Suresh |
| | 19 | 6 | . 1 1 1 2 1 | 5 | 8.95 | 179 | Jeethu |
| | 20 | 13 | wd. 2 . W. 2 2 wd. . | 7 | 9.0 | 192 | Suresh |

2nd Innings: 133-10 (17.4 Overs)

Bowling: Boltz, Boltz

| Power Play | Over | Runs | Balls | Wicket | RPO | Total | Bowler |
|------------|------|------|-----------------------------------------------------|--------|------|-------|---------|
| | 1 | 4 | 1 . 1 . 1 1 | 0 | 2.0 | 4 | Aniket |
| | 2 | 2 | 2 . | 0 | 2.0 | 6 | Vikas |
| | 3 | 9 | . . 4 4 . wd. . | 0 | 3.6 | 15 | Aniket |
| | 4 | 6 | 1 . 1 2 1 1 | 0 | 4.2 | 21 | Vikas |
| | 5 | 4 | 1 W. 2 . . 1 | 1 | 4.17 | 25 | Aniket |
| | 6 | 16 | 2 wd. wd. wd. wd. 4 wd. . . 1 . | 2 | 5.23 | 41 | Abishek |
| | 7 | 3 | . . 1 2 . . | 2 | 5.5 | 44 | Raja |
| | 8 | 18 | . . 1 wd. wd. . wd. wd. wd. nb4 wd. wd. 1 by. | 2 | 6.0 | 62 | Abishek |
| | 9 | 7 | 1 1 2 1 . 2 | 2 | 6.9 | 69 | Raja |
| | 10 | 6 | 1 1 . 1 wd. . 2 | 2 | 6.72 | 75 | Aseem |
| | 11 | 4 | 1 1 . W. 1 wd. . | 3 | 6.49 | 79 | Raja |
| | 12 | 8 | 4 . wd. W. 1 wd. by. . | 5 | 6.53 | 87 | Aseem |
| | 13 | 10 | 1 1 1 wd. 4 lb. 1 | 5 | 6.85 | 97 | Raja |
| | 14 | 12 | 2 1 . wd. . 2 2 | 5 | 7.19 | 109 | Aseem |
| | 15 | 8 | 1 1 . 1 4 1 | 5 | 7.31 | 117 | Naveen |
| | 16 | 8 | 2 1 1 4 . . | 6 | 7.35 | 125 | Aseem |
| | 17 | 3 | W. 1 1 1 . . | 8 | 7.11 | 128 | Naveen |
| | 18 | 5 | 1 W. 4 W. | 10 | 7.53 | 133 | Vikas |

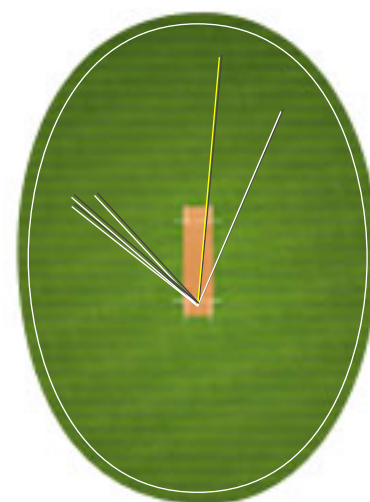
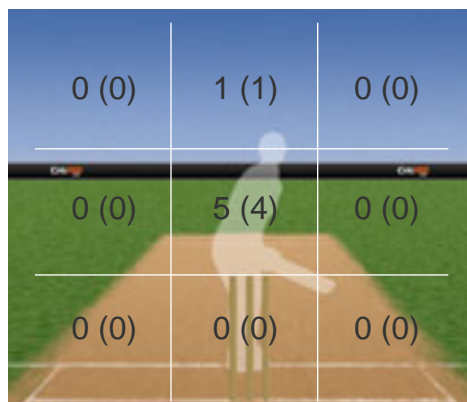



Jeethu

Team: E M C, Emc
Played: 2013-07-28

MVP 2.9 Pts

1st Innings: Bowling




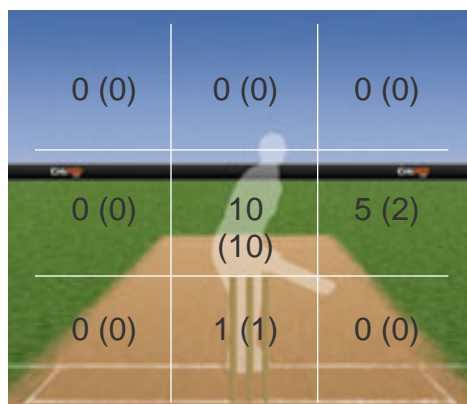
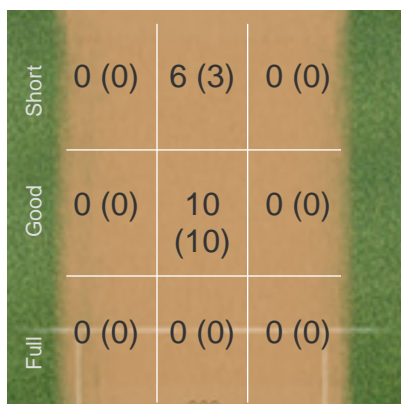
Bowling Stats

| O | M | R | W | Wides | NB | Economy | Av | MVP | b1 | b2 | b3 | b4 | b5 | b6 |
|---|---|---|---|-------|----|---------|----|------|----|----|-----|-----|-----|------|
| 1 | 0 | 6 | 0 | 0 | 0 | 6.0 | - | -0.6 | 0 | 1 | 1 | 1 | 2 | 1 |
| | | | | | | | | b7 | b8 | b9 | b10 | b11 | b12 | b13+ |
| | | | | | | | | 0 | 0 | 0 | 0 | 0 | 0 | 0 |

Runs off Balls

Grey Dots 1's 2's 3's 4's 5's 6's W's

2nd Innings: Batting



Batting Stats

| Runs | Balls | Dots | 1s | 2s | 3s | 4s | 5s | 6s | SR | MVP | b1 | b2 | b3 | b4 | b5 | b6 |
|------|-------|------|----|----|----|----|----|----|----|-----|----|----|-----|-----|-----|------|
| 20 | 21 | 9 | 8 | 2 | 0 | 1 | 0 | 0 | 95 | 3.5 | 4 | 3 | 2 | 0 | 1 | 2 |
| | | | | | | | | | | b7 | b8 | b9 | b10 | b11 | b12 | b13+ |
| | | | | | | | | | | 2 | 0 | 0 | 5 | 0 | 0 | 1 |

Runs off Balls

Grey Dots 1's 2's 3's 4's 5's 6's W's



Krishna

Team: E M C, Emc
Played: 2013-07-28

MVP 3.85 Pts

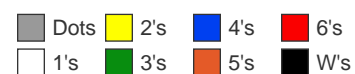
1st Innings: Bowling




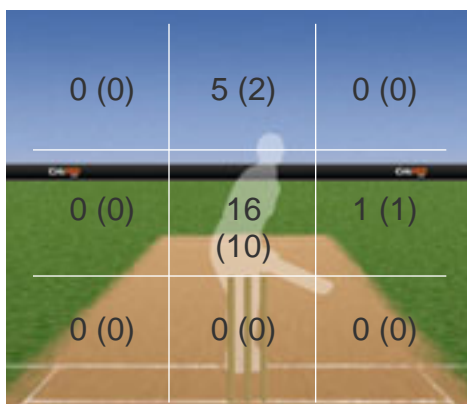
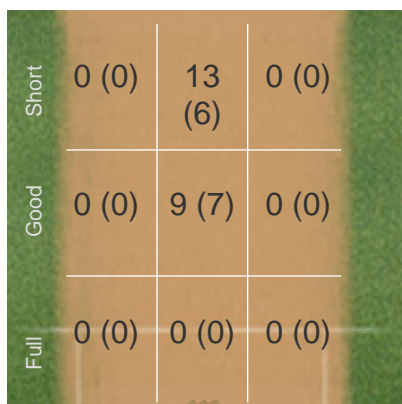
Bowling Stats

| O | M | R | W | Wides | NB | Economy | Av | MVP | b1 | b2 | b3 | b4 | b5 | b6 |
|---|---|---|---|-------|----|---------|----|-----|----|----|----|----|----|----|
|---|---|---|---|-------|----|---------|----|-----|----|----|----|----|----|----|

Runs off Balls



2nd Innings: Batting



Batting Stats

| Runs | Balls | Dots | 1s | 2s | 3s | 4s | 5s | 6s | SR | MVP | b1 | b2 | b3 | b4 | b5 | b6 |
|------|-------|------|----|----|----|----|----|----|-----|------|----|----|-----|-----|-----|------|
| 22 | 20 | 9 | 6 | 2 | 0 | 3 | 0 | 0 | 110 | 3.85 | 4 | 0 | 7 | 4 | 1 | 6 |
| | | | | | | | | | | b7 | b8 | b9 | b10 | b11 | b12 | b13+ |
| | | | | | | | | | | 0 | 0 | | | | | |

Runs off Balls





Ramesh

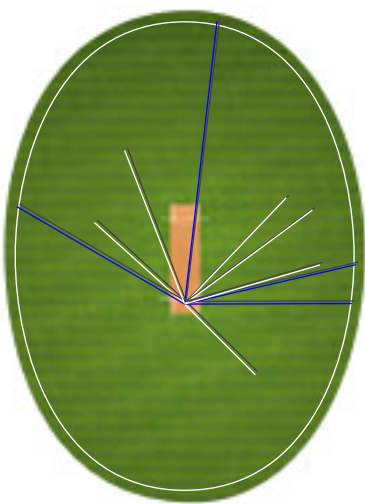
Team: E M C, Emc
Played: 2013-07-28

MVP -0.83 Pts

1st Innings: Bowling

| | | | |
|-------|-------|--------|-------|
| Short | 0 (0) | 4 (1) | 0 (0) |
| Good | 0 (0) | 17 (8) | 0 (0) |
| Full | 0 (0) | 1 (1) | 0 (0) |

| | | |
|-------|--------|-------|
| 0 (0) | 12 (3) | 0 (0) |
| 0 (0) | 9 (6) | 0 (0) |
| 0 (0) | 1 (1) | 0 (0) |



Bowling Stats

| O | M | R | W | Wides | NB | Economy | Av | MVP | b1 | b2 | b3 | b4 | b5 | b6 |
|---|---|----|---|-------|----|---------|----|-------|----|----|-----|-----|-----|------|
| 3 | 0 | 25 | 0 | 3 | 0 | 8.33 | - | -0.83 | 5 | 2 | 1 | 5 | 6 | 2 |
| | | | | | | | | b7 | b8 | b9 | b10 | b11 | b12 | b13+ |
| | | | | | | | | 4 | 0 | 0 | 0 | 0 | 0 | 0 |

Runs off Balls

Dots 1's 2's 3's 4's 5's 6's W's

2nd Innings: Batting

| | | | |
|-------|-------|-------|-------|
| Short | 0 (0) | 0 (0) | 0 (0) |
| Good | 0 (0) | 0 (1) | 0 (0) |
| Full | 0 (0) | 0 (0) | 0 (0) |

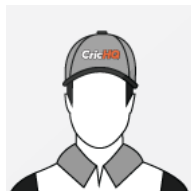
| | | |
|-------|-------|-------|
| 0 (0) | 0 (0) | 0 (0) |
| 0 (0) | 0 (0) | 0 (0) |
| 0 (0) | 0 (1) | 0 (0) |



Batting Stats

| Runs | Balls | Dots | 1s | 2s | 3s | 4s | 5s | 6s | SR | MVP | b1 | b2 | b3 | b4 | b5 | b6 |
|------|-------|------|----|----|----|----|----|----|----|-----|----|----|-----|-----|-----|------|
| 0 | 2 | 2 | 0 | 0 | 0 | 0 | 0 | 0 | 0 | 0.0 | 0 | 0 | 0 | 0 | 0 | 0 |
| | | | | | | | | | | b7 | b8 | b9 | b10 | b11 | b12 | b13+ |
| | | | | | | | | | | 0 | | | | | | |

Dots 1's 2's 3's 4's 5's 6's W's



Suresh


Team: E M C, Emc
Played: 2013-07-28

MVP 9.93 Pts

1st Innings: Bowling

| | | | |
|-------|-------|---------|-------|
| Short | 0 (0) | 9 (5) | 0 (0) |
| Good | 0 (0) | 20 (14) | 0 (0) |
| Full | 0 (0) | 1 (1) | 0 (0) |

| | | |
|-------|---------|-------|
| 0 (0) | 2 (1) | 0 (0) |
| 4 (1) | 20 (14) | 3 (2) |
| 0 (0) | 1 (2) | 0 (0) |



Bowling Stats

| O | M | R | W | Wides | NB | Economy | Av | MVP | b1 | b2 | b3 | b4 | b5 | b6 | |
|----------------|---|----|---|-------|----|---------|------|------|----|----|----|-----|-----|-----|------|
| 4 | 0 | 38 | 1 | 3 | 0 | 9.5 | 38.0 | 3.05 | 8 | 7 | 3 | 3 | 8 | 7 | |
| | | | | | | | | | b7 | b8 | b9 | b10 | b11 | b12 | b13+ |
| Fielding Stats | | | | | | | | | 2 | 0 | 0 | 0 | 0 | 0 | 0 |

Fielding Stats


| Dismissals | Stumpings | Run Outs (direct) | Run Outs (throw) | Run Outs (assist) | Catches | MVP |
|------------|-----------|-------------------|------------------|-------------------|---------|-----|
| 2 | 0 | 2 | | | 0 | 6.0 |

Dots 1's 2's 3's 4's 5's 6's W's

2nd Innings: Batting

| | | | |
|-------|-------|-------|-------|
| Short | 0 (0) | 0 (0) | 0 (0) |
| Good | 0 (0) | 5 (3) | 0 (0) |
| Full | 0 (0) | 0 (0) | 0 (0) |

| | | |
|-------|-------|-------|
| 0 (0) | 0 (0) | 0 (0) |
| 4 (1) | 1 (2) | 0 (0) |
| 0 (0) | 0 (0) | 0 (0) |



Batting Stats

| Runs | Balls | Dots | 1s | 2s | 3s | 4s | 5s | 6s | SR | MVP | b1 | b2 | b3 | b4 | b5 | b6 |
|------|-------|------|----|----|----|----|----|----|-----|------|----|----|----|----|----|----|
| 5 | 3 | 1 | 1 | 0 | 0 | 1 | 0 | 0 | 167 | 0.88 | 1 | 0 | 4 | 0 | 0 | 0 |

Runs off Balls

Dots 1's 2's 3's 4's 5's 6's W's



Karthik

Team: E M C, Emc
Played: 2013-07-28

MVP 1.58 Pts

1st Innings: Bowling




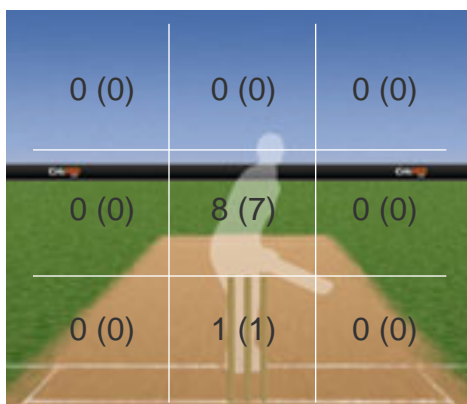
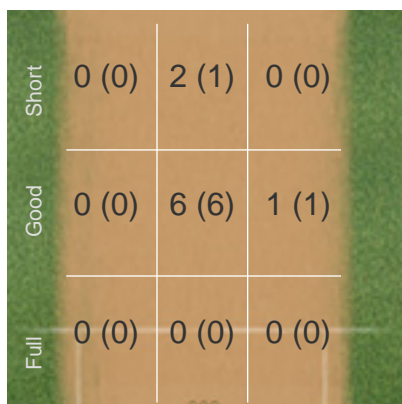
Bowling Stats

| O | M | R | W | Wides | NB | Economy | Av | MVP | b1 | b2 | b3 | b4 | b5 | b6 |
|---|---|---|---|-------|----|---------|----|-----|----|----|----|----|----|----|
|---|---|---|---|-------|----|---------|----|-----|----|----|----|----|----|----|

Runs off Balls

Grey Dots 2's 4's 6's
White 1's 3's 5's W's

2nd Innings: Batting



Batting Stats

| Runs | Balls | Dots | 1s | 2s | 3s | 4s | 5s | 6s | SR | MVP | b1 | b2 | b3 | b4 | b5 | b6 |
|------|-------|------|-----|-----|-----|------|----|----|----|------|----|----|----|----|----|----|
| 9 | 10 | 2 | 7 | 1 | 0 | 0 | 0 | 0 | 90 | 1.58 | 4 | 1 | 2 | 1 | 0 | 0 |
| b7 | b8 | b9 | b10 | b11 | b12 | b13+ | | | | | | | | | | |
| 1 | | | | | | | | | | | | | | | | |

Runs off Balls

Grey Dots 2's 4's 6's
White 1's 3's 5's W's



Deva


Team: E M C, Emc
Played: 2013-07-28

MVP 4.35 Pts

1st Innings: Bowling

| | | | |
|-------|-------|---------|-------|
| Short | 0 (0) | 5 (2) | 1 (1) |
| Good | 0 (0) | 17 (14) | 0 (0) |
| Full | 0 (0) | 2 (1) | 0 (0) |

| | | |
|-------|---------|-------|
| 4 (1) | 1 (1) | 0 (0) |
| 2 (2) | 18 (14) | 0 (0) |
| 0 (0) | 0 (0) | 0 (0) |



Bowling Stats


| O | M | R | W | Wides | NB | Economy | Av | MVP | b1 | b2 | b3 | b4 | b5 | b6 |
|---|---|----|---|-------|----|---------|------|------|----|----|-----|-----|-----|------|
| 3 | 0 | 25 | 1 | 0 | 0 | 8.33 | 25.0 | 4.17 | 3 | 7 | 6 | 3 | 4 | 2 |
| | | | | | | | | b7 | b8 | b9 | b10 | b11 | b12 | b13+ |
| | | | | | | | | 0 | 0 | 0 | 0 | 0 | 0 | 0 |

Runs off Balls

2nd Innings: Batting

| | | | |
|-------|-------|-------|-------|
| Short | 0 (0) | 0 (0) | 0 (0) |
| Good | 0 (0) | 1 (2) | 0 (0) |
| Full | 0 (0) | 0 (0) | 0 (0) |

| | | |
|-------|-------|-------|
| 0 (0) | 0 (0) | 0 (0) |
| 0 (0) | 1 (2) | 0 (0) |
| 0 (0) | 0 (0) | 0 (0) |



Batting Stats

| Runs | Balls | Dots | 1s | 2s | 3s | 4s | 5s | 6s | SR | MVP | b1 | b2 | b3 | b4 | b5 | b6 |
|------|-------|------|----|----|----|----|----|----|----|------|----|----|----|----|----|----|
| 1 | 2 | 1 | 1 | 0 | 0 | 0 | 0 | 0 | 50 | 0.18 | 0 | 0 | 1 | 0 | 0 | 0 |

Runs off Balls



Srikanth


Team: E M C, Emc
Played: 2013-07-28

MVP -1.0 Pts

1st Innings: Bowling

| | | | |
|-------|-------|-----------|-------|
| Short | 0 (0) | 18 (5) | 0 (0) |
| Good | 0 (0) | 11 (9) | 0 (0) |
| Full | 0 (0) | 1 (1) | 0 (0) |

| | | |
|-------|------------|-------|
| 0 (0) | 6 (2) | 0 (0) |
| 0 (0) | 23 (12) | 0 (0) |
| 0 (0) | 1 (1) | 0 (0) |



Bowling Stats

| O | M | R | W | Wides | NB | Economy | Av | MVP | b1 | b2 | b3 | b4 | b5 | b6 |
|---|---|----|---|-------|----|---------|----|------|----|----|-----|-----|-----|------|
| 3 | 0 | 30 | 0 | 0 | 0 | 10.0 | - | -1.0 | 4 | 3 | 3 | 5 | 6 | 9 |
| | | | | | | | | b7 | b8 | b9 | b10 | b11 | b12 | b13+ |
| | | | | | | | | 0 | 0 | 0 | 0 | 0 | 0 | 0 |

Runs off Balls

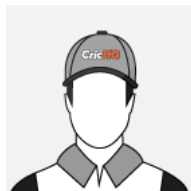
2nd Innings: Batting



Batting Stats

| Runs | Balls | Dots | 1s | 2s | 3s | 4s | 5s | 6s | SR | MVP | b1 | b2 | b3 | b4 | b5 | b6 |
|------|-------|------|----|----|----|----|----|----|-----|-----|----|----|-----|-----|-----|------|
| 0 | 0 | 0 | 0 | 0 | 0 | 0 | 0 | 0 | 0.0 | | | | | | | |
| | | | | | | | | | | b7 | b8 | b9 | b10 | b11 | b12 | b13+ |

Runs off Balls



Fredrick

Team: E M C, Emc
Played: 2013-07-28

MVP 2.4 Pts

1st Innings: Bowling



Bowling Stats

| O | M | R | W | Wides | NB | Economy | Av | MVP | b1 | b2 | b3 | b4 | b5 | b6 |
|---|---|---|---|-------|----|---------|----|-----|----|----|----|----|----|----|
| | | | | | | | | | | | | | | |

Runs off Balls

Fielding Stats


| Dismissals | Stumpings | Run Outs (direct) | Run Outs (throw) | Run Outs (assist) | Catches | MVP |
|------------|-----------|-------------------|------------------|-------------------|---------|-----|
| 1 | 0 | 0 | | | 1 | 1.0 |

Grey Dots 2's 4's 6's
White 1's 3's 5's W's

2nd Innings: Batting

| | | | |
|-------|-------|-------|-------|
| Short | 0 (0) | 2 (2) | 0 (0) |
| Good | 0 (0) | 6 (5) | 0 (0) |
| Full | 0 (0) | 0 (0) | 0 (0) |

| | | |
|-------|-------|-------|
| 0 (0) | 0 (0) | 0 (0) |
| 0 (0) | 3 (3) | 4 (3) |
| 0 (0) | 1 (1) | 0 (0) |



Batting Stats

| Runs | Balls | Dots | 1s | 2s | 3s | 4s | 5s | 6s | SR | MVP | b1 | b2 | b3 | b4 | b5 | b6 |
|------|-------|------|----|----|----|----|----|----|----|-----|----|----|----|----|----|----|
| 8 | 13 | 7 | 4 | 2 | 0 | 0 | 0 | 0 | 62 | 1.4 | 1 | 0 | 1 | 2 | 3 | 1 |

Runs off Balls

Grey Dots 2's 4's 6's
White 1's 3's 5's W's



Chirag


Team: E M C, Emc
Played: 2013-07-28

MVP 6.53 Pts

1st Innings: Bowling

| | | | |
|-------|-------|--------|-------|
| Short | 0 (0) | 4 (1) | 0 (0) |
| Good | 0 (0) | 12 (6) | 0 (0) |
| Full | 0 (0) | 1 (1) | 0 (0) |

| | | |
|-------|--------|-------|
| 0 (0) | 4 (1) | 0 (0) |
| 2 (1) | 10 (4) | 0 (0) |
| 0 (0) | 1 (2) | 0 (0) |



Bowling Stats

| O | M | R | W | Wides | NB | Economy | Av | MVP | b1 | b2 | b3 | b4 | b5 | b6 |
|---|---|----|---|-------|----|---------|------|------|----|----|----|----|----|----|
| 2 | 0 | 21 | 1 | 4 | 0 | 10.5 | 21.0 | 3.95 | 1 | 0 | 2 | 1 | 6 | 1 |

Runs off Balls

| b7 | b8 | b9 | b10 | b11 | b12 | b13+ |
|----|----|----|-----|-----|-----|------|
| 1 | 1 | 4 | 4 | 0 | 0 | 0 |

Fielding Stats


| Dismissals | Stumpings | Run Outs (direct) | Run Outs (throw) | Run Outs (assist) | Catches | MVP |
|------------|-----------|-------------------|------------------|-------------------|---------|-----|
| 1 | 0 | 0 | | | 1 | 1.0 |

Dots 1's 2's 3's 4's 5's 6's W's

2nd Innings: Batting

| | | | |
|-------|-------|-------|-------|
| Short | 0 (0) | 0 (0) | 1 (1) |
| Good | 0 (0) | 8 (8) | 0 (0) |
| Full | 0 (0) | 0 (0) | 0 (0) |

| | | |
|-------|-------|-------|
| 0 (0) | 1 (1) | 0 (0) |
| 0 (0) | 5 (6) | 0 (0) |
| 0 (0) | 3 (2) | 0 (0) |



Batting Stats

| Runs | Balls | Dots | 1s | 2s | 3s | 4s | 5s | 6s | SR | MVP | b1 | b2 | b3 | b4 | b5 | b6 |
|------|-------|------|----|----|----|----|----|----|----|------|----|----|----|----|----|----|
| 9 | 14 | 7 | 5 | 2 | 0 | 0 | 0 | 0 | 64 | 1.58 | 3 | 0 | 2 | 4 | 0 | 0 |

Runs off Balls

Dots 1's 2's 3's 4's 5's 6's W's



Robin


Team: E M C, Emc
Played: 2013-07-28

MVP 6.28 Pts

1st Innings: Bowling

| | | | |
|-------|-------|---------|-------|
| Short | 0 (0) | 5 (2) | 0 (0) |
| Good | 0 (0) | 23 (15) | 0 (0) |
| Full | 0 (0) | 4 (1) | 0 (0) |

| | | |
|-------|--------|-------|
| 0 (0) | 12 (3) | 0 (0) |
| 0 (0) | 6 (5) | 4 (1) |
| 0 (0) | 10 (9) | 0 (0) |



Bowling Stats

| O | M | R | W | Wides | NB | Economy | Av | MVP | b1 | b2 | b3 | b4 | b5 | b6 | |
|----------------|---|----|---|-------|----|---------|------|------|----|----|----|-----|-----|-----|------|
| 4 | 0 | 43 | 1 | 7 | 0 | 10.75 | 43.0 | 2.93 | 10 | 7 | 3 | 6 | 7 | 7 | |
| Fielding Stats | | | | | | | | | b7 | b8 | b9 | b10 | b11 | b12 | b13+ |
| | | | | | | | | | 1 | 2 | 0 | 0 | 0 | 0 | 0 |


Fielding Stats

| Dismissals | Stumpings | Run Outs (direct) | Run Outs (throw) | Run Outs (assist) | Catches | MVP |
|------------|-----------|-------------------|------------------|-------------------|---------|-----|
| 1 | 0 | 1 | | | 0 | 3.0 |

2nd Innings: Batting

| | | | |
|-------|-------|-------|-------|
| Short | 0 (0) | 0 (0) | 0 (0) |
| Good | 0 (0) | 2 (3) | 0 (0) |
| Full | 0 (0) | 0 (0) | 0 (0) |

| | | |
|-------|-------|-------|
| 0 (0) | 0 (0) | 0 (0) |
| 0 (0) | 2 (3) | 0 (0) |
| 0 (0) | 0 (0) | 0 (0) |



Batting Stats

| Runs | Balls | Dots | 1s | 2s | 3s | 4s | 5s | 6s | SR | MVP | b1 | b2 | b3 | b4 | b5 | b6 |
|------|-------|------|----|----|----|----|----|----|----|------|----|----|----|----|----|----|
| 2 | 4 | 2 | 2 | 0 | 0 | 0 | 0 | 0 | 50 | 0.35 | 0 | 1 | 0 | 1 | 0 | 0 |

Runs off Balls

| Runs | Balls | Dots | 1s | 2s | 3s | 4s | 5s | 6s | SR | MVP | b1 | b2 | b3 | b4 | b5 | b6 |
|------|-------|------|----|----|----|----|----|----|----|------|----|----|----|----|----|----|
| 2 | 4 | 2 | 2 | 0 | 0 | 0 | 0 | 0 | 50 | 0.35 | 0 | 1 | 0 | 1 | 0 | 0 |

| | | | | | | | | | Dots | 2's | 4's | 6's |
|--|--|--|--|--|--|--|--|--|------|-----|-----|-----|
| | | | | | | | | | 1's | 3's | 5's | W's |



Kushal

Team: E M C, Emc
Played: 2013-07-28

MVP 4.03 Pts

1st Innings: Bowling




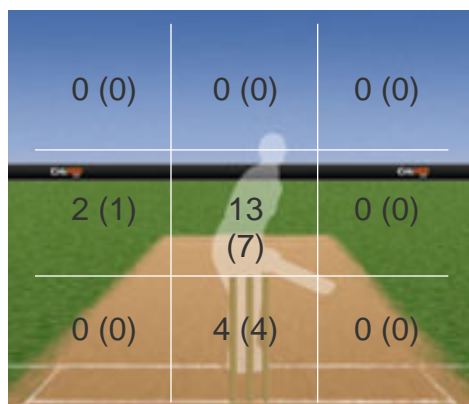
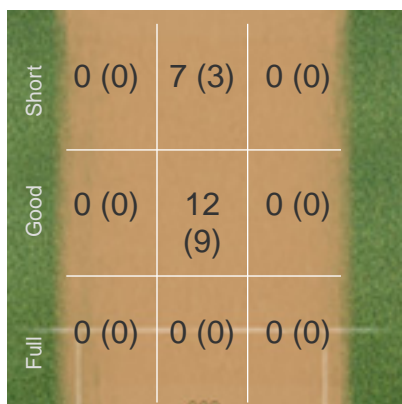
Bowling Stats

| O | M | R | W | Wides | NB | Economy | Av | MVP | b1 | b2 | b3 | b4 | b5 | b6 |
|---|---|---|---|-------|----|---------|----|-----|----|----|----|----|----|----|
|---|---|---|---|-------|----|---------|----|-----|----|----|----|----|----|----|

Runs off Balls



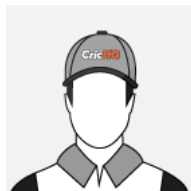
2nd Innings: Batting



Batting Stats

| Runs | Balls | Dots | 1s | 2s | 3s | 4s | 5s | 6s | SR | MVP | b1 | b2 | b3 | b4 | b5 | b6 |
|------|-------|------|----|----|----|----|----|----|-----|------|----|----|-----|-----|-----|------|
| 23 | 18 | 7 | 5 | 3 | 0 | 3 | 0 | 0 | 128 | 4.03 | 2 | 3 | 0 | 4 | 9 | 3 |
| | | | | | | | | | | b7 | b8 | b9 | b10 | b11 | b12 | b13+ |
| | | | | | | | | | | 2 | 0 | | | | | |





Aseem


Team: Boltz, Boltz
Played: 2013-07-28

MVP 13.7 Pts

1st Innings: Batting

| | | | |
|-------|-------|---------|-------|
| Short | 0 (0) | 16 (5) | 1 (1) |
| Good | 0 (0) | 32 (22) | 0 (0) |
| Full | 0 (0) | 7 (4) | 0 (0) |

| | | |
|-------|---------|-------|
| 4 (1) | 10 (3) | 0 (0) |
| 2 (2) | 32 (20) | 0 (0) |
| 0 (0) | 8 (6) | 0 (0) |




Batting Stats

| Runs | Balls | Dots | 1s | 2s | 3s | 4s | 5s | 6s | SR | MVP | b1 | b2 | b3 | b4 | b5 | b6 | |
|------|-------|------|----|----|----|----|----|----|-----|------|----|----|-----|-----|-----|------|--|
| 56 | 45 | 14 | 20 | 4 | 0 | 7 | 0 | 0 | 124 | 8.52 | 9 | 7 | 7 | 8 | 7 | 9 | |
| | | | | | | | | | | b7 | b8 | b9 | b10 | b11 | b12 | b13+ | |
| | | | | | | | | | | 0 | 1 | 4 | 4 | | | | |

2nd Innings: Bowling

| | | | |
|-------|-------|---------|-------|
| Short | 0 (0) | 8 (3) | 0 (0) |
| Good | 0 (0) | 13 (13) | 0 (0) |
| Full | 0 (0) | 0 (0) | 0 (0) |

| | | |
|-------|---------|-------|
| 0 (0) | 0 (0) | 0 (0) |
| 2 (1) | 12 (11) | 4 (1) |
| 0 (0) | 3 (3) | 0 (0) |



Bowling Stats

| O | M | R | W | Wides | NB | Economy | Av | MVP | b1 | b2 | b3 | b4 | b5 | b6 |
|----------------|----|----|-----|-------|-----|---------|------|------|----|----|----|----|----|----|
| 4 | 0 | 33 | 1 | 4 | 0 | 8.25 | 33.0 | 3.18 | 9 | 3 | 2 | 10 | 2 | 3 |
| Runs off Balls | | | | | | | | | | | | | | |
| b7 | b8 | b9 | b10 | b11 | b12 | b13+ | | | | | | | | |
| 4 | 0 | 0 | 0 | 0 | 0 | 0 | | | | | | | | |

Fielding Stats

| Dismissals | Stumpings | Run Outs (direct) | Run Outs (throw) | Run Outs (assist) | Catches | MVP |
|------------|-----------|-------------------|------------------|-------------------|---------|-----|
| 1 | 0 | 0 | | | 1 | 1.0 |


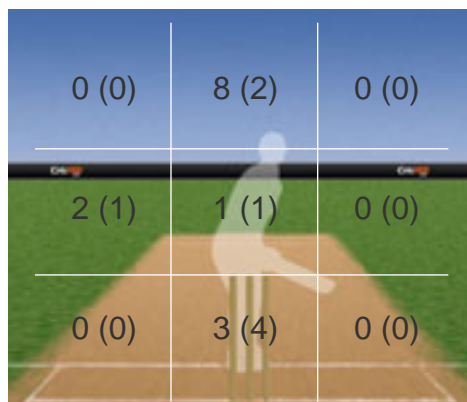
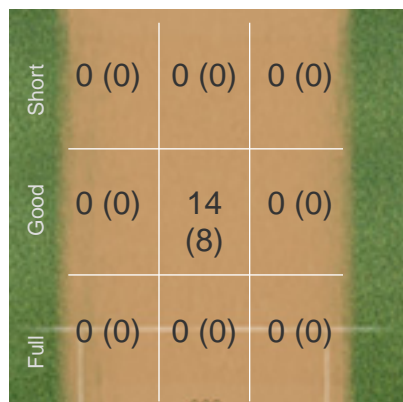


Sachin

Team: Boltz, Boltz
Played: 2013-07-28

MVP 3.13 Pts

1st Innings: Batting



Batting Stats

| Runs | Balls | Dots | 1s | 2s | 3s | 4s | 5s | 6s | SR | MVP | b1 | b2 | b3 | b4 | b5 | b6 | |
|------|-------|------|----|----|----|----|----|----|-----|------|----|----|-----|-----|-----|------|--|
| 14 | 14 | 7 | 4 | 1 | 0 | 2 | 0 | 0 | 100 | 2.13 | 1 | 0 | 0 | 4 | 4 | 0 | |
| | | | | | | | | | | b7 | b8 | b9 | b10 | b11 | b12 | b13+ | |
| | | | | | | | | | | 4 | 1 | 0 | | | | | |

Runs off Balls

Grey Dots Yellow 2's Blue 4's Red 6's
White 1's Green 3's Orange 5's Black W's

2nd Innings: Bowling



Bowling Stats

| O | M | R | W | Wides | NB | Economy | Av | MVP | b1 | b2 | b3 | b4 | b5 | b6 |
|---|---|---|---|-------|----|---------|----|-----|----|----|----|----|----|----|
| | | | | | | | | | | | | | | |

Runs off Balls

Grey Dots Yellow 2's Blue 4's Red 6's
White 1's Green 3's Orange 5's Black W's


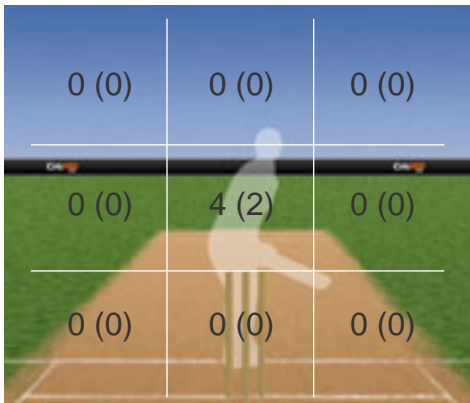
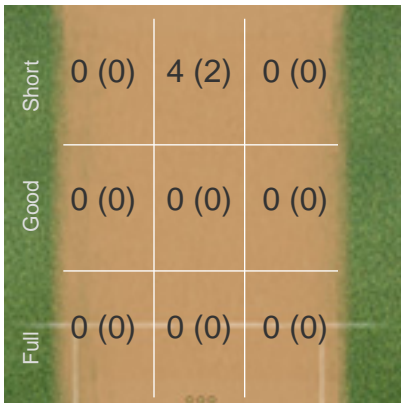


Aniket

Team: Boltz, Boltz
Played: 2013-07-28

MVP 10.04 Pts

1st Innings: Batting




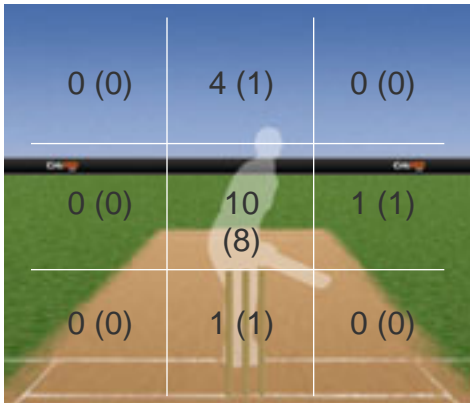
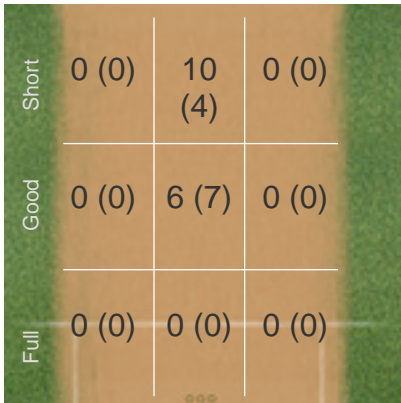
Batting Stats

Runs off Balls

| Runs | Balls | Dots | 1s | 2s | 3s | 4s | 5s | 6s | SR | MVP | b1 | b2 | b3 | b4 | b5 | b6 |
|------|-------|------|----|----|----|----|----|----|-----|------|----|----|-----|-----|-----|------|
| 4 | 2 | 0 | 0 | 2 | 0 | 0 | 0 | 0 | 200 | 0.61 | 0 | 0 | 0 | 0 | 2 | 2 |
| | | | | | | | | | | b7 | b8 | b9 | b10 | b11 | b12 | b13+ |
| | | | | | | | | | | 0 | | | | | | |

Dots 2's 4's 6's
1's 3's 5's W's

2nd Innings: Bowling



Bowling Stats

Runs off Balls

| O | M | R | W | Wides | NB | Economy | Av | MVP | b1 | b2 | b3 | b4 | b5 | b6 | |
|----------------|---|----|---|-------|----|---------|------|------|----|----|----|-----|-----|-----|------|
| 3 | 0 | 17 | 1 | 1 | 0 | 5.67 | 17.0 | 7.43 | 2 | 0 | 7 | 4 | 1 | 3 | |
| | | | | | | | | | b7 | b8 | b9 | b10 | b11 | b12 | b13+ |
| Fielding Stats | | | | | | | | | 0 | 0 | 0 | 0 | 0 | 0 | 0 |

Dots 2's 4's 6's
1's 3's 5's W's

Fielding Stats

| Dismissals | Stumpings | Run Outs (direct) | Run Outs (throw) | Run Outs (assist) | Catches | MVP |
|------------|-----------|-------------------|------------------|-------------------|---------|-----|
| 1 | 0 | 0 | | | 1 | 1.0 |


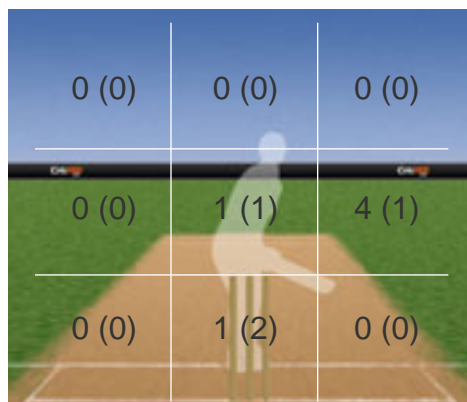
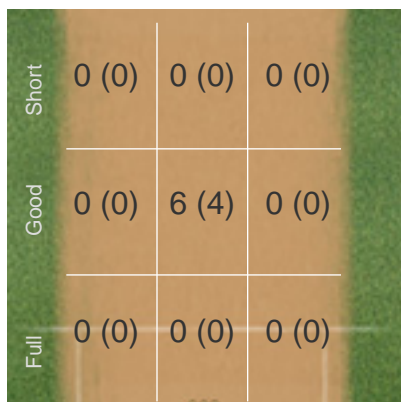


Arun

Team: Boltz, Boltz
Played: 2013-07-28

MVP 1.91 Pts

1st Innings: Batting



Batting Stats

| Runs | Balls | Dots | 1s | 2s | 3s | 4s | 5s | 6s | SR | MVP | b1 | b2 | b3 | b4 | b5 | b6 |
|------|-------|------|----|----|----|----|----|----|-----|------|----|----|-----|-----|-----|------|
| 6 | 6 | 3 | 2 | 0 | 0 | 1 | 0 | 0 | 100 | 0.91 | 0 | 0 | 0 | 5 | 1 | 0 |
| | | | | | | | | | | b7 | b8 | b9 | b10 | b11 | b12 | b13+ |
| 0 | | | | | | | | | | | | | | | | |

Runs off Balls

Legend for Pitch Map:

- Dots: 1's, 2's, 3's, 4's, 5's, 6's, W's

2nd Innings: Bowling



Bowling Stats

| O | M | R | W | Wides | NB | Economy | Av | MVP | b1 | b2 | b3 | b4 | b5 | b6 |
|---|---|---|---|-------|----|---------|----|-----|----|----|----|----|----|----|
| | | | | | | | | | | | | | | |

Runs off Balls

Legend for Pitch Map:

- Dots: 1's, 2's, 3's, 4's, 5's, 6's, W's

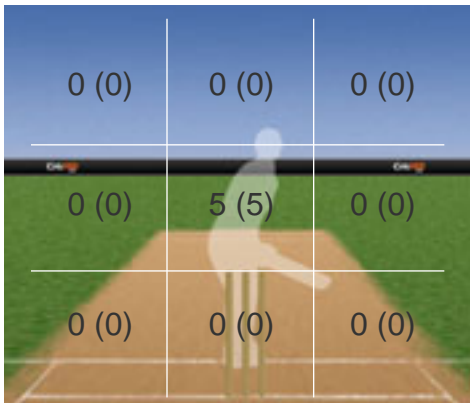
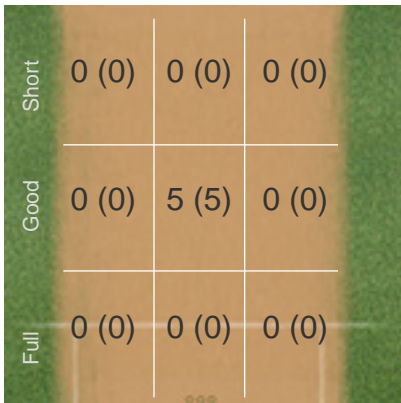


Naveen

Team: Boltz, Boltz
Played: 2013-07-28

MVP 8.21 Pts


1st Innings: Batting



Batting Stats

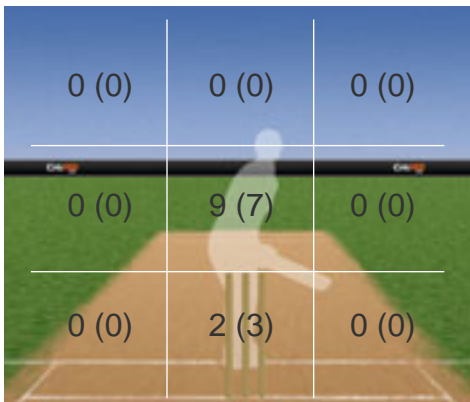
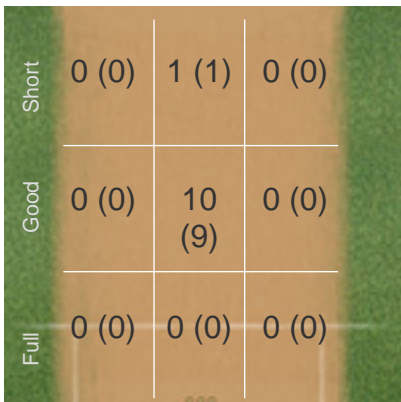
| Runs | Balls | Dots | 1s | 2s | 3s | 4s | 5s | 6s | SR | MVP | b1 | b2 | b3 | b4 | b5 | b6 |
|------|-------|------|----|----|----|----|----|----|-----|------|----|----|----|----|----|----|
| 5 | 5 | 0 | 5 | 0 | 0 | 0 | 0 | 0 | 100 | 0.76 | 2 | 0 | 1 | 1 | 0 | 1 |

Runs off Balls



Dots 2's 4's 6's
1's 3's 5's W's

2nd Innings: Bowling




Bowling Stats

| O | M | R | W | Wides | NB | Economy | Av | MVP | b1 | b2 | b3 | b4 | b5 | b6 | |
|----------------|---|----|---|-------|----|---------|------|------|----|----|----|-----|-----|-----|------|
| 2 | 0 | 11 | 1 | 0 | 0 | 5.5 | 11.0 | 5.45 | 1 | 2 | 1 | 2 | 4 | 1 | |
| | | | | | | | | | b7 | b8 | b9 | b10 | b11 | b12 | b13+ |
| Fielding Stats | | | | | | | | | 0 | 0 | 0 | 0 | 0 | 0 | 0 |

Fielding Stats

| Dismissals | Stumpings | Run Outs (direct) | Run Outs (throw) | Run Outs (assist) | Catches | MVP |
|------------|-----------|-------------------|------------------|-------------------|---------|-----|
| 1 | 0 | 0 | | | 1 | 1.0 |



Dots 2's 4's 6's
1's 3's 5's W's



Raja

Team: Boltz, Boltz
Played: 2013-07-28

MVP 15.43 Pts

1st Innings: Batting



Batting Stats

| Runs | Balls | Dots | 1s | 2s | 3s | 4s | 5s | 6s | SR | MVP | b1 | b2 | b3 | b4 | b5 | b6 |
|------|-------|------|----|----|----|----|----|----|----|-----|----|----|-----|-----|-----|------|
| | | 0 | 0 | 0 | 0 | 0 | 0 | 0 | | | | | | | | |
| | | | | | | | | | | b7 | b8 | b9 | b10 | b11 | b12 | b13+ |


Runs off Balls

Grey Dots Yellow 2's Blue 4's Red 6's
White 1's Green 3's Orange 5's Black W's

2nd Innings: Bowling

| | | | |
|-------|-------|---------|-------|
| Short | 0 (0) | 5 (2) | 1 (1) |
| Good | 0 (0) | 14 (12) | 1 (1) |
| Full | 0 (0) | 0 (0) | 0 (0) |

| | | |
|-------|---------|-------|
| 0 (0) | 1 (1) | 0 (0) |
| 0 (0) | 16 (12) | 1 (1) |
| 0 (0) | 3 (2) | 0 (0) |



Bowling Stats

| O | M | R | W | Wides | NB | Economy | Av | MVP | b1 | b2 | b3 | b4 | b5 | b6 | |
|----------------|---|----|---|-------|----|---------|------|------|----|----|----|-----|-----|-----|------|
| 4 | 0 | 23 | 1 | 2 | 0 | 5.75 | 23.0 | 7.43 | 3 | 3 | 4 | 4 | 5 | 3 | |
| | | | | | | | | | b7 | b8 | b9 | b10 | b11 | b12 | b13+ |
| Fielding Stats | | | | | | | | | 1 | 0 | 0 | 0 | 0 | 0 | 0 |

Runs off Balls

Grey Dots Yellow 2's Blue 4's Red 6's
White 1's Green 3's Orange 5's Black W's

Fielding Stats

| Dismissals | Stumpings | Run Outs (direct) | Run Outs (throw) | Run Outs (assist) | Catches | MVP |
|------------|-----------|-------------------|------------------|-------------------|---------|-----|
| 3 | 0 | 2 | | | 1 | 7.0 |

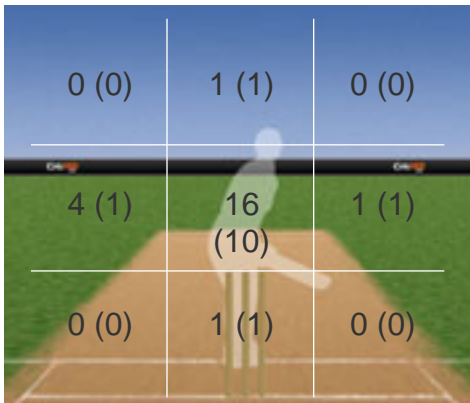
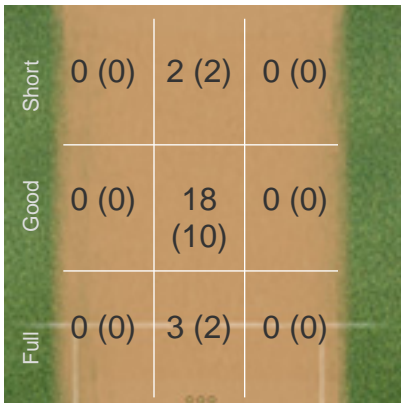


Sandeep

Team: Boltz, Boltz
Played: 2013-07-28

MVP 5.5 Pts

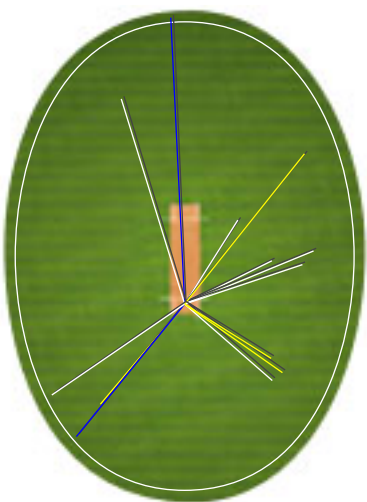
1st Innings: Batting



Batting Stats


| Runs | Balls | Dots | 1s | 2s | 3s | 4s | 5s | 6s | SR | MVP | b1 | b2 | b3 | b4 | b5 | b6 | |
|------|-------|------|----|----|----|----|----|----|-----|-----|----|----|-----|-----|-----|------|--|
| 23 | 15 | 2 | 7 | 4 | 0 | 2 | 0 | 0 | 153 | 3.5 | 3 | 7 | 4 | 0 | 6 | 2 | |
| | | | | | | | | | | b7 | b8 | b9 | b10 | b11 | b12 | b13+ | |
| | | | | | | | | | | 0 | 1 | | | | | | |

Runs off Balls



Dots 1's 2's 3's 4's 5's 6's W's

2nd Innings: Bowling



Bowling Stats

| O | M | R | W | Wides | NB | Economy | Av | MVP | b1 | b2 | b3 | b4 | b5 | b6 |
|---|---|---|---|-------|----|---------|----|-----|----|----|----|----|----|----|
| | | | | | | | | | | | | | | |

Fielding Stats

| Dismissals | Stumpings | Run Outs (direct) | Run Outs (throw) | Run Outs (assist) | Catches | MVP |
|------------|-----------|-------------------|------------------|-------------------|---------|-----|
| 1 | 0 | 0 | | | 1 | 1.0 |

Runs off Balls



Dots 1's 2's 3's 4's 5's 6's W's



Vikas

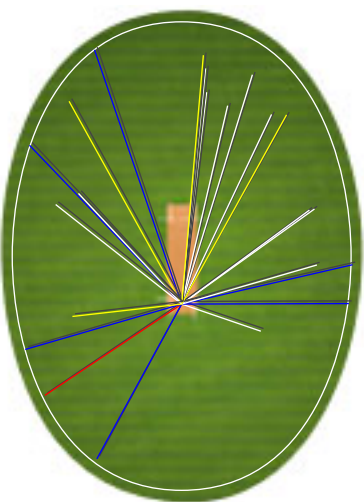
Team: Boltz, Boltz
Played: 2013-07-28
Batting Hand: L/H Batsmen

MVP 18.96 Pts

1st Innings: Batting

| | | | |
|-------|-------|---------|-------|
| Short | 0 (0) | 26 (9) | 0 (0) |
| Good | 0 (0) | 23 (14) | 0 (0) |
| Full | 0 (0) | 0 (0) | 0 (0) |

| | | |
|-------|---------|-------|
| 0 (0) | 18 (5) | 0 (0) |
| 0 (0) | 28 (15) | 2 (1) |
| 0 (0) | 1 (2) | 0 (0) |



Batting Stats

Runs off Balls


| Runs | Balls | Dots | 1s | 2s | 3s | 4s | 5s | 6s | SR | MVP | b1 | b2 | b3 | b4 | b5 | b6 |
|------|-------|------|----|----|----|----|----|----|-----|-------|----|----|----|----|----|----|
| 49 | 25 | 3 | 11 | 4 | 0 | 6 | 0 | 1 | 196 | 10.45 | 9 | 5 | 3 | 0 | 17 | 15 |

Dots 1's 2's 3's 4's 5's 6's W's

2nd Innings: Bowling

| | | | |
|-------|-------|--------|-------|
| Short | 0 (0) | 3 (3) | 0 (0) |
| Good | 0 (0) | 10 (7) | 0 (0) |
| Full | 0 (0) | 0 (0) | 0 (0) |

| | | |
|-------|-------|-------|
| 0 (0) | 1 (1) | 0 (0) |
| 4 (1) | 4 (5) | 4 (3) |
| 0 (0) | 0 (0) | 0 (0) |

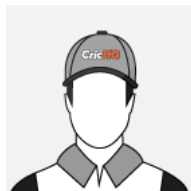


Bowling Stats

Runs off Balls

| O | M | R | W | Wides | NB | Economy | Av | MVP | b1 | b2 | b3 | b4 | b5 | b6 |
|---|---|----|---|-------|----|---------|-----|------|----|-----|-----|-----|------|----|
| 2 | 0 | 13 | 2 | 0 | 0 | 4.88 | 6.5 | 7.51 | 2 | 0 | 5 | 2 | 3 | 1 |
| | | | | | | | b7 | b8 | b9 | b10 | b11 | b12 | b13+ | |
| | | | | | | | 0 | 0 | 0 | 0 | 0 | 0 | 0 | |

Dots 1's 2's 3's 4's 5's 6's W's



Vinay

Team: Boltz, Boltz
Played: 2013-07-28

MVP 4.0 Pts

1st Innings: Batting



Batting Stats

| Runs | Balls | Dots | 1s | 2s | 3s | 4s | 5s | 6s | SR | MVP | b1 | b2 | b3 | b4 | b5 | b6 |
|------|-------|------|----|----|----|----|----|----|----|-----|----|----|-----|-----|-----|------|
| | | 0 | 0 | 0 | 0 | 0 | 0 | 0 | | | | | | | | |
| | | | | | | | | | | b7 | b8 | b9 | b10 | b11 | b12 | b13+ |

Runs off Balls

Grey Dots Yellow 2's Blue 4's Red 6's
White 1's Green 3's Orange 5's Black W's

2nd Innings: Bowling



Bowling Stats

| O | M | R | W | Wides | NB | Economy | Av | MVP | b1 | b2 | b3 | b4 | b5 | b6 |
|---|---|---|---|-------|----|---------|----|-----|----|----|----|----|----|----|
|---|---|---|---|-------|----|---------|----|-----|----|----|----|----|----|----|

Fielding Stats

| Dismissals | Stumpings | Run Outs (direct) | Run Outs (throw) | Run Outs (assist) | Catches | MVP |
|------------|-----------|-------------------|------------------|-------------------|---------|-----|
| 1 | 0 | 1 | | | 0 | 3.0 |

Grey Dots Yellow 2's Blue 4's Red 6's
White 1's Green 3's Orange 5's Black W's

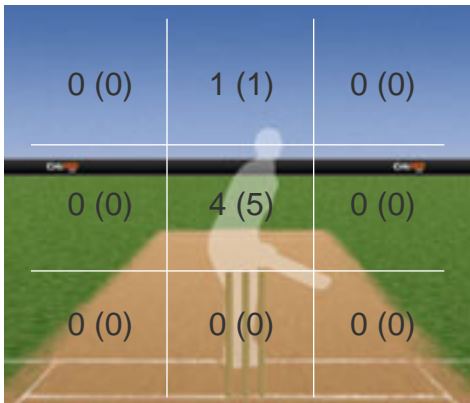
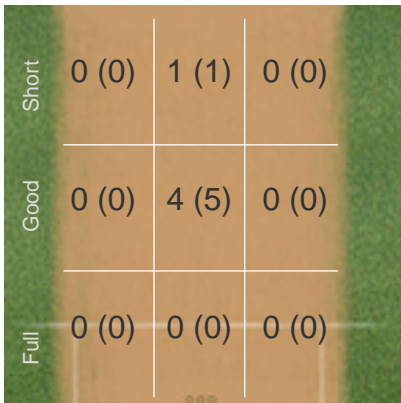


Abishek

Team: Boltz, Boltz
Played: 2013-07-28

MVP 3.11 Pts


1st Innings: Batting



Batting Stats

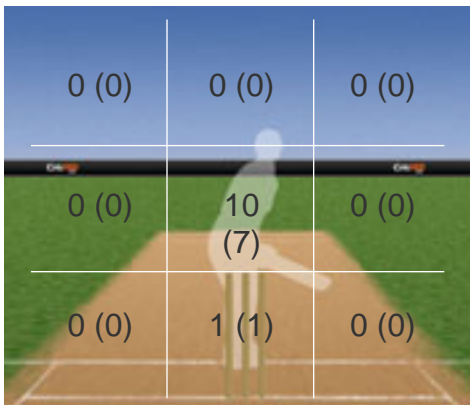
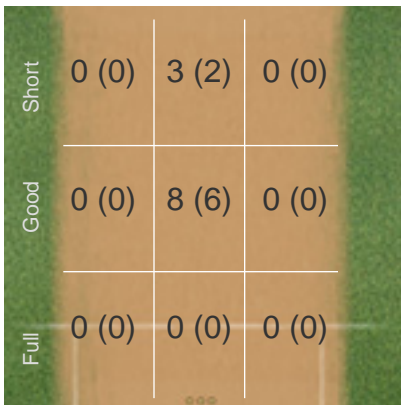
Runs off Balls

| Runs | Balls | Dots | 1s | 2s | 3s | 4s | 5s | 6s | SR | MVP | b1 | b2 | b3 | b4 | b5 | b6 |
|------|-------|------|----|----|----|----|----|----|----|------|----|----|----|----|----|----|
| 5 | 8 | 3 | 5 | 0 | 0 | 0 | 0 | 0 | 62 | 0.76 | 1 | 1 | 0 | 3 | 0 | 0 |



Dots 2's 4's 6's
1's 3's 5's W's

2nd Innings: Bowling




Bowling Stats

Runs off Balls

| O | M | R | W | Wides | NB | Economy | Av | MVP | b1 | b2 | b3 | b4 | b5 | b6 | |
|----------------|---|----|---|-------|----|---------|----|-------|----|----|----|-----|-----|-----|------|
| 2 | 0 | 33 | 0 | 12 | 1 | 16.5 | - | -1.65 | 2 | 5 | 2 | 3 | 2 | 4 | |
| Fielding Stats | | | | | | | | | b7 | b8 | b9 | b10 | b11 | b12 | b13+ |
| | | | | | | | | | 2 | 2 | 2 | 6 | 1 | 1 | 1 |

Fielding Stats

| Dismissals | Stumpings | Run Outs (direct) | Run Outs (throw) | Run Outs (assist) | Catches | MVP |
|------------|-----------|-------------------|------------------|-------------------|---------|-----|
| 1 | 0 | 1 | | | 0 | 3.0 |



Dots 2's 4's 6's
1's 3's 5's W's



Krinal

Team: Boltz, Boltz
Played: 2013-07-28

MVP 1.0 Pts

1st Innings: Batting



Batting Stats

| Runs | Balls | Dots | 1s | 2s | 3s | 4s | 5s | 6s | SR | MVP | b1 | b2 | b3 | b4 | b5 | b6 |
|------|-------|------|----|----|----|----|----|----|----|-----|----|----|-----|-----|-----|------|
| 0 | | | | | | | | | 0 | 0 | 0 | 0 | 0 | 0 | 0 | 0 |
| | | | | | | | | | | b7 | b8 | b9 | b10 | b11 | b12 | b13+ |

Runs off Balls

Grey Dots Yellow 2's Blue 4's Red 6's
White 1's Green 3's Orange 5's Black W's

2nd Innings: Bowling



Bowling Stats

| O | M | R | W | Wides | NB | Economy | Av | MVP | b1 | b2 | b3 | b4 | b5 | b6 |
|---|---|---|---|-------|----|---------|----|-----|----|----|----|----|----|----|
| | | | | | | | | | | | | | | |

Runs off Balls

Grey Dots Yellow 2's Blue 4's Red 6's
White 1's Green 3's Orange 5's Black W's

Notes:
